



# Reversing Internet of Things from Mobile applications

Axelle Apvrille - FortiGuard Labs, Fortinet

Insomni'hack, Geneva, March 18, 2016

# Reversing Internet of Things (IoT) is difficult

## Different hardware



## Different OS

Linux, Windows Mobile,  
Android, Contiki, RIOT,  
TinyOS, Brillo...



Research  
e.g [firmware.re](http://firmware.re)

## Why reverse IoT?

- ▶ To understand how (in)secure they are
- ▶ To detect and protect against viruses and exploits

## Different formats

ELF, BFLT...

So, how do we get started?

# Focus first on the mobile app



Apktool, dex2jar, IDA  
Pro...



It's faster




First step

# Real examples




# Real examples



# Real examples

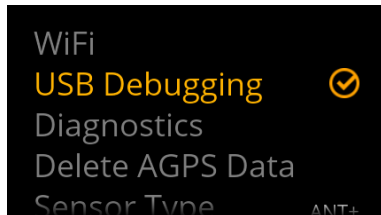


# Recon Jet Smart Glasses - Toothbrush - Safety Alarm



# A shell on the glasses

- ▶ Enable USB debugging on the glasses
- ▶ Add udev rule
- ▶ Add vendor in  
`/.android/adb_usb.ini`



```
$ adb devices
List of devices attached
291052171      device
$ adb -s 291052171 shell
shell@android:/ $
```




# System properties

```
shell@android:/ $ getprop ro.boot.bootloader
U-Boot_1.1.4-4.4-SUN^0-dirty
shell@android:/ $ getprop ro.build.description
lean_jet_sun-user 4.1.2 JZ054K 11 release-keys
```



The glasses are using Android **4.1.2 - Jelly Bean**

## Hey, what hardware is it using?



/system/board  
properties/soc/revision:  
OMAP4430

/system/lib/hw/sensors.conf:

- ▶ STM LSM9DS0 accelerometer/gyroscope/compass
- ▶ STM LPS25 pressure
- ▶ TI TMP103 temperature
- ▶ Recon Free Fall
- ▶ Avago Tech APDS9900 ambient light

# System applications

```
shell@android:/system/app $ ls
```

```
...
```

```
ReconCamera.apk
```

```
ReconCompass.apk
```

```
ReconItemHost.apk
```

```
...
```

Pull them, analyze them

Apktool, dex2jar, JEB, baksmali...

```
zipcreated:
```

```
    ArrayList list = new ArrayList();
```

```
    File logfile = new File(this.mContext.getFilesDir() + "/logcatout.txt");
```

```
    try {
```

```
        Runtime.getRuntime().exec("logcat -d -v threadtime -f " + logfile.getAbsolutePath()
```

```
        if(!logfile.exists()) {
```

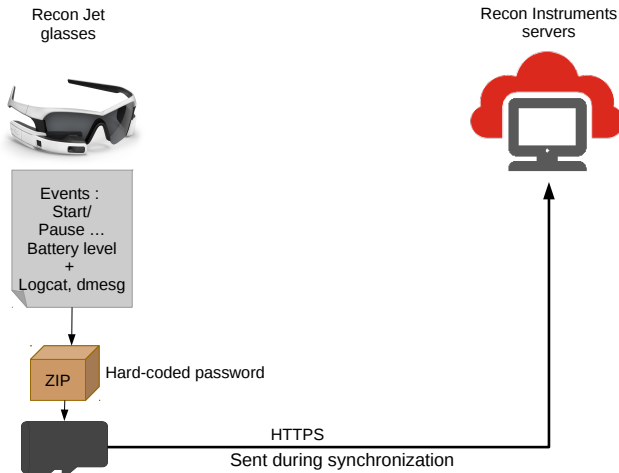
```
            goto label_82;
```

```
        }
```

```
        list.add(logfile);
```

```
    }
```

# Data leak



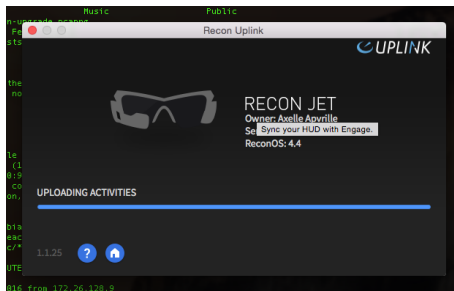
## Example of data

```
{
    "component": "battery_monitor",
    "data1": "99%; 4172mV",
    "data2": "Charging USB",
    "data3": "29",
    "event_type": "BatteryMeasurement",
    "time_stamp": "1434115258015"
},
{
    "component": "ActivityManager",
    "data1": "com.reconinstruments.
jetconnectdevice/.ReconnectSmartphoneActivity",
    "data2": "",
    "data3": "",
    "event_type": "PauseActivity",
    "time_stamp": "1434115211239"
},
```

Vulnerability found

Vendor contacted

Issue fixed in Recon OS 4.4 (February 2016)



# Smart Glasses - Beam Toothbrush - Safety Alarm



# Why are we investigating toothbrushes?!

Attackers don't care about your teeth, but ...

TRUE

## TARGETED BUSINESS



Profile user & family  
Sell health plans, hi-tech

PRIVACY ISSUES?

## UNDESERVED REWARDS



Free toothpaste not  
attractive to attackers

Insurance fraud might  
become an incentive

WATCH THIS IN THE FUTURE?

## RANSOMWARE



*"I'll tell your mom you  
don't brush your teeth!"*

Ransom kids pocket  
money

LOW REVENUE

## INFECTION VECTOR

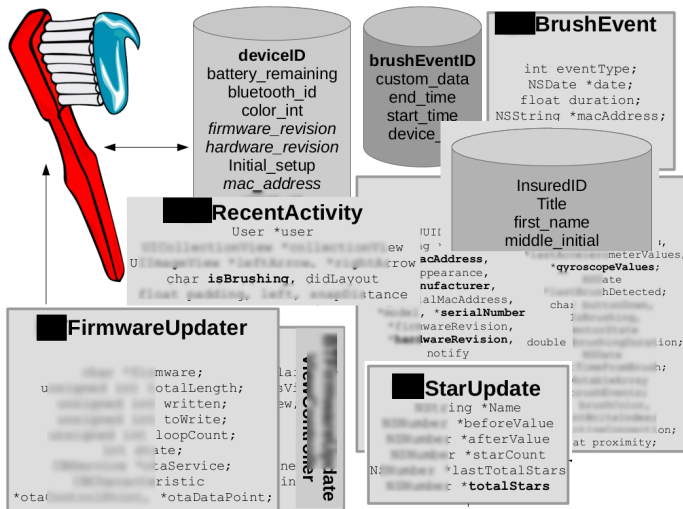
Your toothbrush infects  
other devices

WATCH THIS IN THE FUTURE?

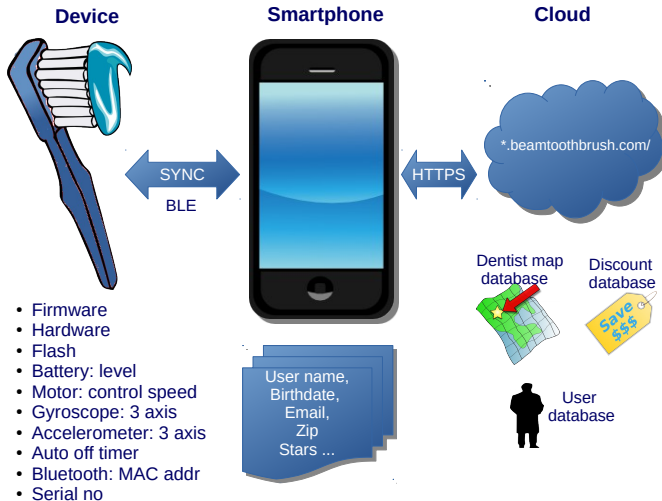




## Classes and fields: we work out the mappings



# So, what?



# Now you're ready for wiser investigations...

Now, it's going to be easier & faster to continue the reverse engineering.

## Talk to your toothbrush?

Send BLE ATT packets to service/characteristics

- ▶ **Firmware OTA** service C05FC343-C076-...
- ▶ Beam service 04234F8E-75...
- ▶ **Battery level** 6DAC0185-E...
- ▶ **Accelerometer** 0227F1B0-FF...
- ▶ Auto off and quadrant buzz 19DC94FA-7B...
- ▶ ...

# Smart Glasses - Toothbrush - Meian Home Safety Alarm



# There's an Android app for the alarm



- ▶ Protect your house against burglars
- ▶ Controllable by SMS

But it's not very user friendly...

Comply to a strict SMS formatting



So, they created an **Android app** to assist end-users

# (Known?) Security issue

In the **outbox**, the SMS contains the **password** and **phone number** of the alarm.

**You get it? You control the alarm!**



Fake data, of course :D

Let's suppose you are a **wise person** and **erase the SMS**  
You are wise, aren't you?

# With the Android app, it's **worse!**

```
$ java DecryptParam ../reversing/ [redacted]
== Melan parameters.txt decryptor PoC ==
Filename: ../reversing/[redacted]
Reading ../reversing/[redacted] as bytes:
[-1, [redacted] 1, 0
, 117, [redacted] 5, 0
, 72, [redacted] 0, 77
, 0, [redacted] 111
, 0, [redacted] 0, 1
06, 0, [redacted] 0, 0,
78, 0, [redacted] 0, 0,
66, 0, [redacted] 0, 0,
61, 0, 61, 0]
De-obfuscated [redacted] algorithm name: [redacted]
Decrypting
Phone Number : 0120304050
Alarm Passcode : 1234
Auto-control delay: 0
Emergency phone : 0201030400
```

Weak protection for password: we can recover alarm's phone number, password, delay, emergency phone...

Your credentials are at risk even if you erased the SMS!

Without the app, **1** security issue.

With the app, **2 security issues !!!**

### How to reverse Internet of Things

1. Get the **mobile application**, reverse it
2. Then, use what you have learned to go deeper down and e.g. inspect hardware, protocols etc.



## Recap' (2/2)



- ▶ One vulnerability found and fixed
- ▶ We know what hardware is used



- ▶ We know how to communicate with the toothbrush!
- ▶ We know where stars and challenges are handled



- ▶ One vulnerability found, advisory published
- ▶ Don't use the app!

# Thanks for your attention!



@cryptax or aapvrille (at)  
fortinet (dot) com  
<http://www.fortiguard.com>  
<http://blog.fortinet.com>

Awesome slides? Thanks! That's L<sup>A</sup>T<sub>E</sub>X